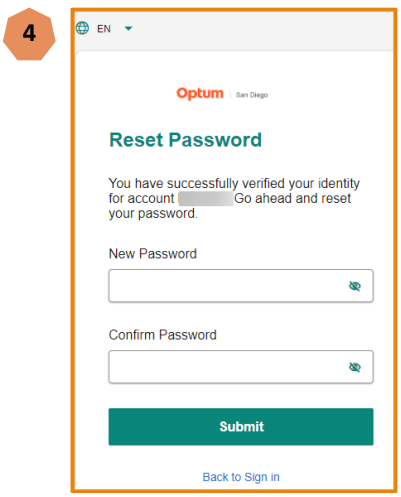
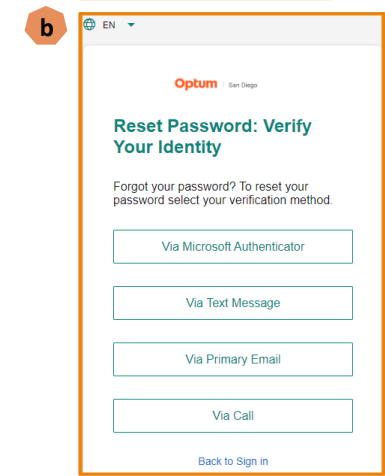
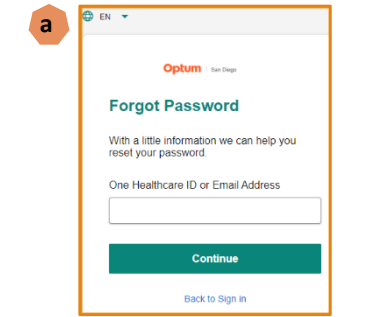
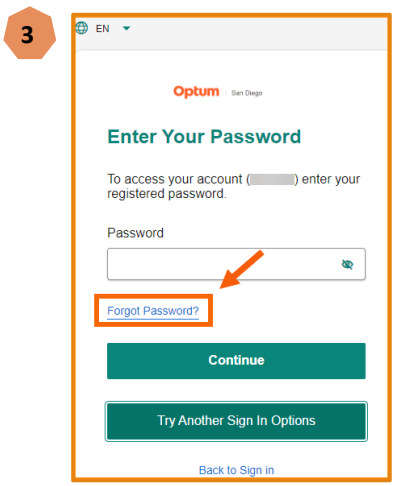
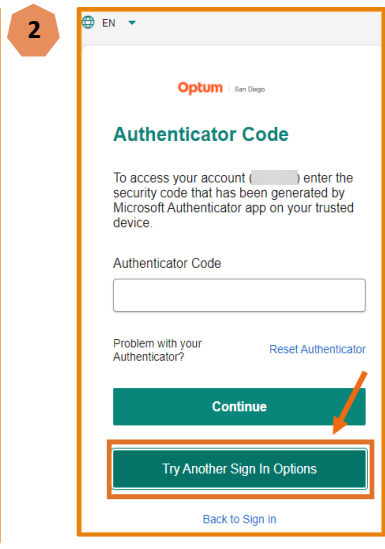
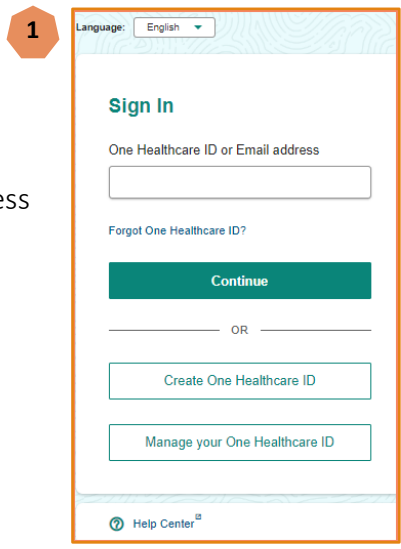


PASSWORD RESET & ONE HEALTHCARE ID RECOVERY TIP SHEET

PASSWORD RESET

1. Proceed to the Sign In page and enter your One Healthcare ID or Email Address.
2. Click on Try Another Sign In Options
3. Click on the Forgot Password link
 - a. Enter your One Healthcare ID or Email Address
 - b. Reset Password: Verify Your Identity
 - i. Via Microsoft Authenticator
 - ii. Via Text Message
 - iii. Via Primary Email
 - iv. Via Call
4. Reset Password



ONE HEALTHCARE ID RECOVERY

1. Proceed to the Sign In page and click on the Forgot One Healthcare ID link
2. Enter your Email address
 - a. If you do **NOT** want to enter your email address, click on **Retrieve Via Other Information**. Once you have entered your information the system will locate your information the system will locate your email address and you will receive your One Healthcare ID Via Primary Email.
3. Retrieve One Healthcare ID: Verify Your Identity
 - a. Via Microsoft Authenticator
 - b. Via Text Message
 - c. Via Primary Email
 - d. Via Call

